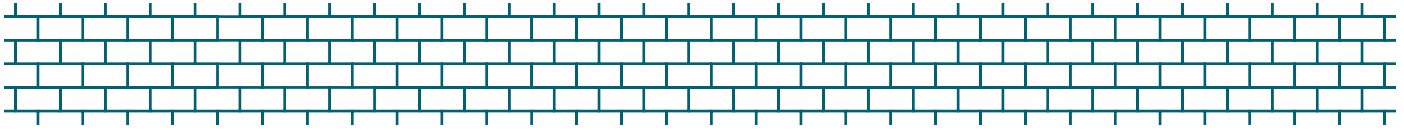




# Building Challenge

for lower secondary

Name: \_\_\_\_\_



Visit the *Scotland galleries* to complete this trail.

Explore the museum and find out how to design and create buildings that are practical, attractive and safe places for people to live and work. Learn how buildings have changed over the years and use what you've learned to design your own building. Then go on to find out about jobs you could do in the future, skills you will need and subjects you will need to take.

## Start in Hawthornden Court

1. Stand in the middle of the floor. Look around you. Remember to look up too!

Name four of the different materials used in this part of the building.

---

---

---


---

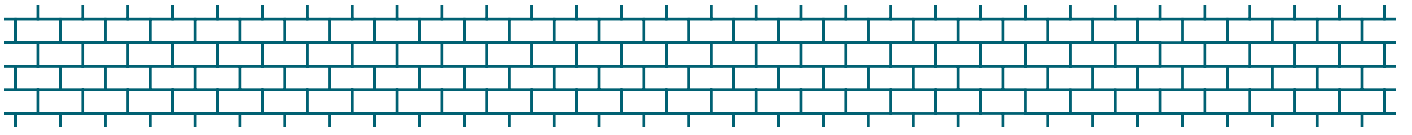
The people who designed this building tried to make it represent important industries from Scotland's past and present.

Can you guess two of these different industries?

---


---





Try to spot the section in Hawthornden Court that looks like an oil rig or a ship.

Sketch one of them.



### Go to Level 3 – Scotland Transformed


2. Find the Cruck House (look for the very old looking house).

Name the 3 materials it is made of.

---

---

---



How was it heated?

---

What year was it made?

---

Name 4 ways that it is different to the part of the museum you saw downstairs.

---


---

---

---

*You will normally need four Highers, if you go straight to university from school, to learn how to design buildings*





### Go to Level 6 – Scotland: A Changing Nation

3. Find the big picture on the wall at the back of the Gallery, called 'The Home'.

Think of two advantages and two disadvantages for each type of home you can see in the picture.

Cottage

---

---

Tenement

---

---

High-rise flat

---

---

Which one would you like to live in and why?

---

---

Look at the objects hanging on the wall next to this picture and remember how the Cruck house was heated.

How were many houses in the 1940s heated?

---

---



4. People who design large buildings often make 3D models to show their customers or the public.



Can you find, on this floor, the original wooden model of a very significant political building in Scotland?

Name the building.

---

---

Who designed this building?

---

---

Give three reasons why you think that it would be useful to make a model like this.

---

---

---

---

---

---

*To work in the construction and building industry you will need to have skills in communicating with people, solving problems, planning and budgeting*



Go to Hawthornden Court  
(back to where you started)

## Design challenge:

Think about what you have just seen and learned.  
Draw a picture of your ideal home.  
Include as much detail as you like.

*You may require a  
portfolio of design  
work from school to  
apply to college or  
university*



## So now you know about: **Architecture**

Would you like to design new buildings so that people have practical, attractive, safe places in which to live and work? You should think about attending college and university open days to find out more. You should also look at college and University entry requirements, so you can make sure you choose the correct subjects at school.

Find out more about Architecture and other jobs at [www.myworldofwork.co.uk](http://www.myworldofwork.co.uk). Find out what subjects you might need to study at school, what skills you need, how many jobs there may be in the future and lots more.

