



Money Challenge

for upper primary

Name: _____



Visit the *Scotland galleries* to complete this trail.

Find out about the history of money and why people hid their money during Medieval times. Learn about the importance of banking to Scotland from the 17th century right up to the present day. Learn some interesting job facts and find out where to go for more information.

Start on Level 1 – Kingdom of the Scots

Find the doorway dated 1672, near the cannons. Turn first left after walking through this doorway. Find the small case containing coins and small pieces of jewellery.


1. Take a close look at the pieces of jewellery which were hidden around 1320, nearly 700 years ago!

Which metal are they made of? This metal made these objects very precious and valuable at this time.

2. Why were jewellery and coins hidden during Medieval times? You will find the answer on the information board.



3. Choose a coin from the large case and draw it.

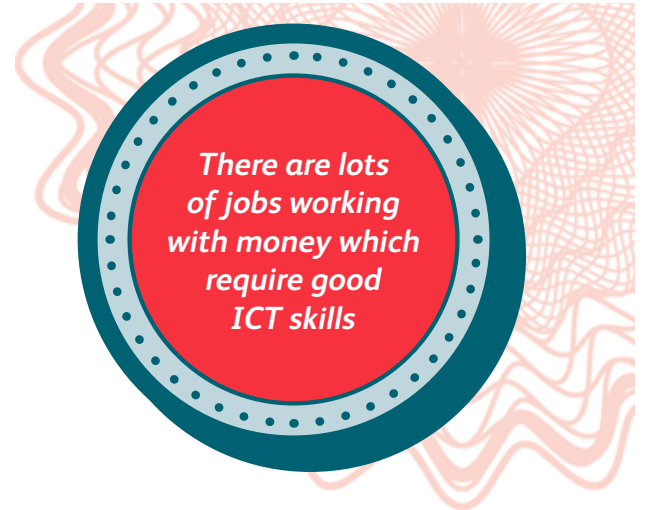




Go to Level 3 – Scotland Transformed

Go back to Hawthornden Court where you will see a big staircase to Level 3, Scotland Transformed. Turn right at the thatched house and look for the hanging sign above you on your right hand side with The National Bank of Scotland Limited on it. Turn right and go to the glass cases.

1. When were the first Scottish banknotes issued by the Bank of Scotland? You will find the answer on the information board.



2. Find the picture of John Campbell dressed in a red tartan outfit. He worked at the Royal Bank of Scotland during the 18th century. Below the picture are two banknotes produced by the bank. Write down one difference between these banknotes.

3. Find the banknote which has a blue thistle design on it. Name the city where this banknote was issued?

4. Opposite this case is another one with more banknotes on display. Write down two differences between the banknotes in the two cases.






Go to Level 6 – Scotland: A Changing Nation

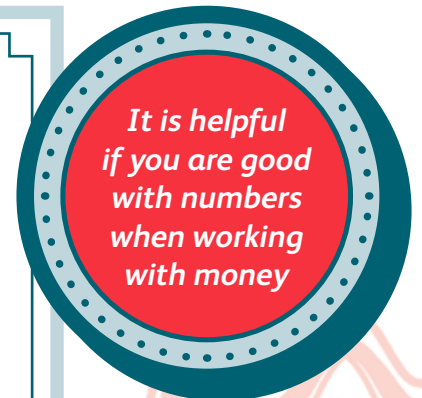
Return to the thatched house at the end of this gallery and walk up the steps to Level 5. Turn right and you will see the stairs to Level 6.

Walk to the opposite end of the Gallery until you see the Finance sign on the back wall.

1. What is the name of the company which uses a cloak in its advertising?



2. Draw the object that the company Direct Line uses in its advertising?



3. What was the Bank of Scotland known as during the 1970s?





Go to Level 1
(back to where you started)

Design challenge:

Design your own Scottish £10 banknote

If you want to work with money in the future, you can learn on the job and gain qualifications or go to college or university

So now you know about: **Finance**

If you enjoy being creative, like helping people or working with computers and numbers then you might want to think about a job in Finance at some point in the future. In Scotland there are a huge number of job opportunities in this industry for people with many different skills.

Find out more about Finance and other jobs at www.myworldofwork.co.uk. Find out what subjects you might need to study at school, what skills you need, how many jobs there may be in the future and lots more.

