



# Money Challenge

for lower secondary

Name: \_\_\_\_\_



Visit the *Scotland galleries* to complete this trail.

Find out about the history of money and why people hid their money during Medieval times. Learn about the importance of banking to the Scottish economy from the 17th century right up to the present day. Learn some interesting job facts and find out where to go for more information.

## Start on Level 1 – Kingdom of the Scots

Find the doorway dated 1672, near the cannons.  
Turn first left after walking through this doorway.  
Go to the cases of coins.

1. Find the seal press next to the seal matrix of Solomon. What do you think it might have been used for?

---

---

2. What did people do with their money during Medieval times when there were no banks?

---

---

---

3. Find Mary's gold and silver coins in the big case. What do they mark?

---

---

---





*There are lots of jobs working with money which involve using communication, numeracy, teamwork, creative and ICT skills*

### Go to Level 3 – Scotland Transformed

*Go back to Hawthornden Court where you will see a big staircase to Level 3, Scotland Transformed. Turn right at the thatched house and look for the hanging sign above you on your right hand side with The National Bank of Scotland Limited on it. Turn right and go to the glass cases.*

1. Which year was the Bank of Scotland founded?

---

2. Find the picture of John Campbell. He worked at the Royal Bank of Scotland during the 18th century. Below the picture are two banknotes produced by the bank.

Write down one difference between these banknotes.

---

---

---

3. Look at the banknotes on display in the two cases.

Write down two differences between banknotes from the 18th century compared with those from the 19th and 20th centuries?

---

---

4. What was so important about the items that the papermaking frame produced?

---

---

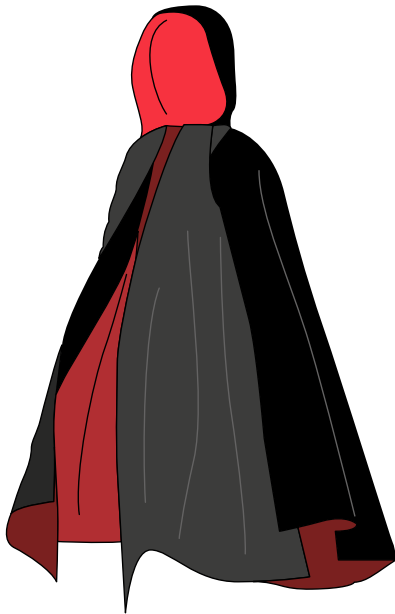




## Go to Level 6 – Scotland: A Changing Nation


Return to the thatched house at the end of this gallery and walk up the steps to Level 5. Turn right and you will see the stairs to Level 6.

Walk to the opposite end of the Gallery until you reach the Finance sign on the back wall.



1. Name the financial institution which uses a cloak in its advertising.

---



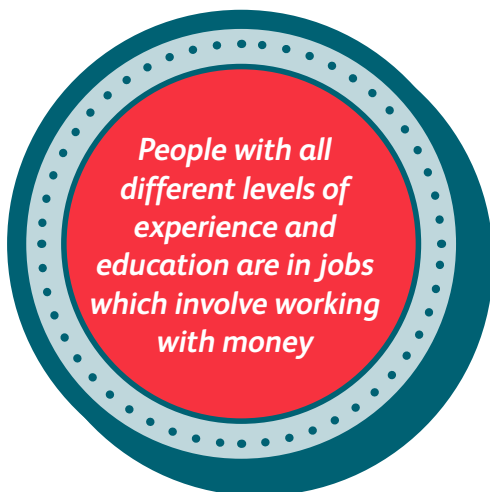
2. Name the financial institution which uses a phone in its advertising.

---



3. By the 1980s Finance had become one of Scotland's major service industries. By 2007, how much did the industry contribute to the Scottish economy?

---



4. Have a look at the credit cards in the case. What innovative idea did the Bank of Scotland have when it produced these cards?

---

---







**Go to Level 1**  
(back to where you started)

## Design challenge:

The banknotes on display on Level 6 show pictures of everyday life in Scotland. **Be creative and design your own banknote.**

*If you want to work with money in the future, you can learn on the job and gain qualifications or go to college or university*

## So now you know about: **Financial Services**

Banking is just one of the many areas of work in the Financial Services industry. Scotland is known for its strength in Financial Services and Edinburgh is the UK's second largest financial centre.

Find out more about Finance and other jobs at [www.myworldofwork.co.uk](http://www.myworldofwork.co.uk). Find out what subjects you might need to study at school, what skills you need, how many jobs there may be in the future and lots more.

