

My visit to the National Museum of Scotland

Visual Story

Tower Entrance



This is the National Museum of Scotland.

The museum is free to visit.

This is the Tower Entrance. It is a quieter entrance and will take me straight into level 1 of the museum without having to climb stairs or go in a lift.

When I go into the museum there will be an Information Desk with a Visitor Experience Assistant.

They can tell me about the museum and answer any questions I have.



There is a map showing me all the different sensory experiences in different parts of the museum.

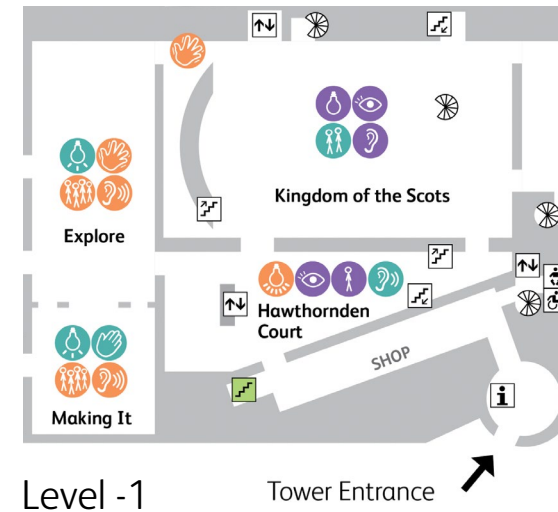
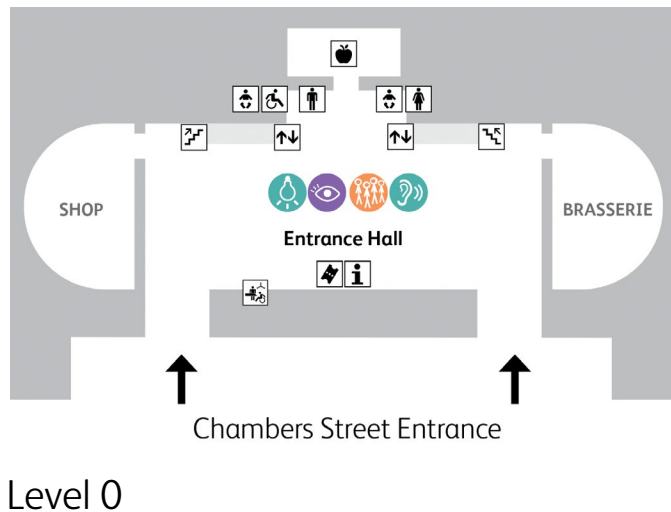
I can find out where it is quiet, for example.

I can borrow a physical copy from the Information Desks.

To download the sensory map please visit:
nms.ac.uk/sensorymap

	Low	Medium	High
Visual or hands-on	Mainly visual most objects behind glass	Some hands-on a few digital interactives or things to touch	Very hands-on lots to touch and play with
Lighting	Low lighting Dull lighting to protect objects	Medium lighting Some artificial and natural light	Bright gallery lots of natural or artificial light
Noise	A quiet space Little noise or audio tracks	Some noises including videos with talking or music	Can be noisy a good space to use ear defenders!
Crowds	Often quiet usually no crowds	Some people usually not too busy	Busy gallery likely to have lots of people

Toilet (unisex)	Lift
Toilet, female	Escalator
Toilet, male	Stairs
Toilet, accessible	Stairs, up
Changing place toilet (undersized)	Stairs, down
Baby changing	Spiral staircase
Information desk	Picnic area
Ticket desk	



To reach the museum from the Tower Entrance I walk up a ramp.

I will pass a museum shop.



I will enter Hawthornden Court.

There are Scottish galleries behind the wall.



To explore more of the museum.

I can go upstairs or use the lifts to explore the Scotland galleries.




Or go into the Grand Gallery.

Sometimes it can be busy. People might be talking.




There are accessible toilets on every level and a Changing Places (U) toilet in the Entrance Hall on Level 0.



The hand dryers are very loud.



I might need to use stairs, a lift or an escalator to go upstairs to see things.





There are also lifts and stairs I can use between the floors in Natural World and Science and Technology galleries.



While I am at the museum I might see lots of interesting things.

Some will be things I have seen before and some might be different.



I can find out more about them.




Panels on the wall and labels in the cases will tell me about the things I see.



I can watch videos for more information.

I might hear...

Other people talking, shouting or laughing.

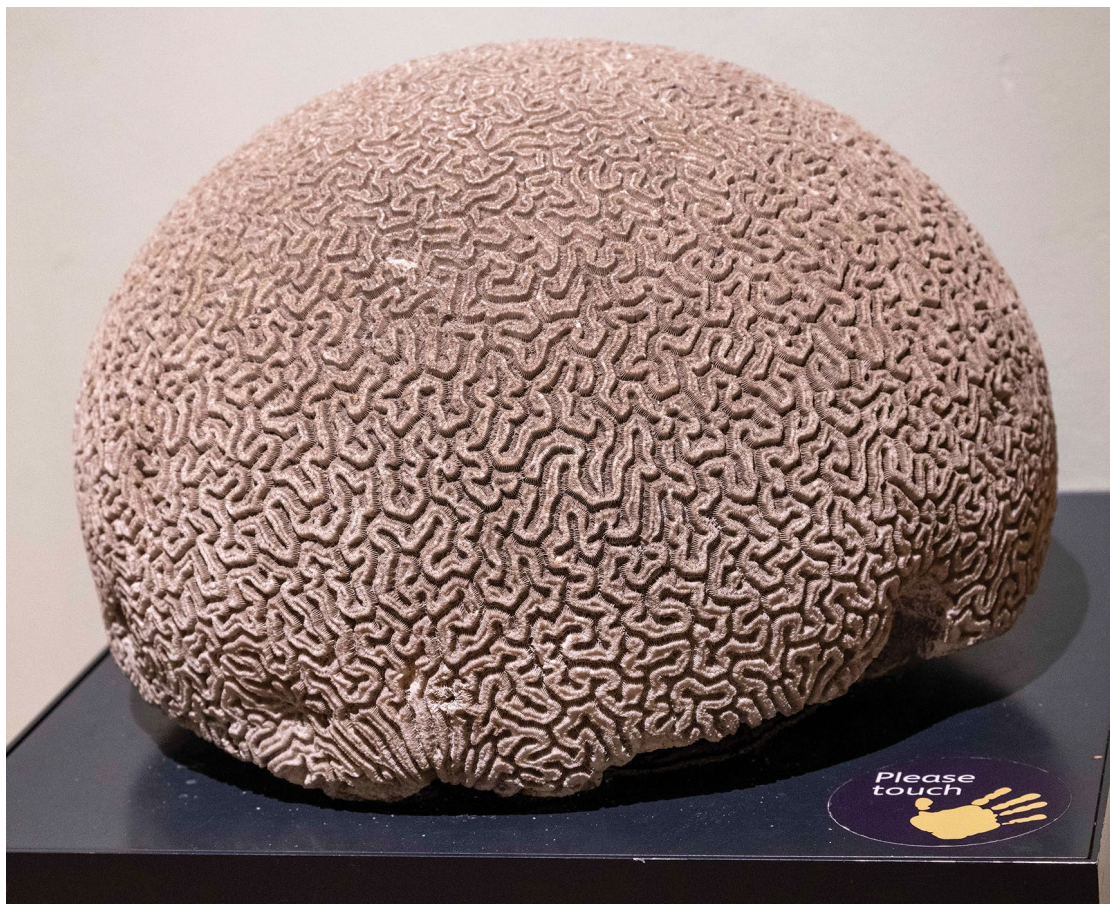


Music from the Millennium clock or from musical instruments.

Videos with people speaking or music.

Chimes from a clock.

I might get to touch some objects.



If I see the 'please touch' sign on an object then I can touch it!
If not, don't touch it!

If I need a break or want to ask a question about the museum
I can talk to someone who works at the museum.


They wear uniforms that look like this:



Visitor Experience Assistants.



If I want to rest, there are seats in the museum or I can borrow a black stool to take round with me.



If I am hungry I can buy food at the Balcony Café on Level 3 or the Museum Kitchen on Level 0.

These places can be busy and noisy.



Or I might be able to eat my own snack or lunch in the lunch room or another eating area.

If I have a packed lunch or snack I might be able to use the lunch space or another eating space if they are available.

A Visitor Experience Assistant can help me find somewhere to eat.



We hope you have lots of fun!



National Museums Scotland supports the Sunflower Lanyard Scheme.



If you choose to wear the Hidden Disabilities Sunflower our staff will know that you may need some additional support, help or a little more time.

To find out more please visit:
hiddendisabilitiesstore.com

For more information.

About accessibility at the National Museum of Scotland:
nms.ac.uk/access

About Relaxed Mornings at the Museum:
nms.ac.uk/exhibitions-events/events/national-museum-of-scotland/relaxed-morning/

About planning your visit:
nms.ac.uk/national-museum-of-scotland/plan-your-visit/

About the galleries and what you can see:
nms.ac.uk/national-museum-of-scotland/discover-the-museum/

About events and 'What's on' at the Museum:
nms.ac.uk/national-museum-of-scotland/whats-on/

About Disabled Access:
accessible.co.uk/national-museums-scotland/national-museum-of-scotland